

INTRODUCING



REDIMOUNT



A groundbreaking plug-and-play solution from LSI that's changing the canopy lighting game forever.


Wave goodbye to the old, complicated way of installing canopy lights and say hello to the next generation of installation that's built for speed, quality and reliability. As an out-of-the-box mounting solution, the REDiMount drastically simplifies the installation process of a canopy lighting fixture thanks to its innovative design.

- ✓ Industry's easiest and fastest canopy fixture install
- ✓ Only *one* canopy penetration required per fixture
- ✓ Watertight by design, even before final wiring is complete
- ✓ Simple, reliable three-piece design, compared to other competitors
- ✓ No junction box or other extra parts required after purchase
- ✓ Maintenance can be performed entirely below the canopy



READY TO MOUNT OUT OF THE BOX

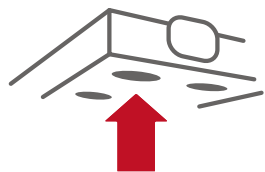




1

OPEN

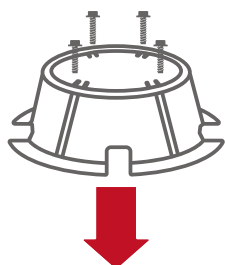
Remove the fixture and
adapter from the box



2

MOUNT

Insert the fixture
into canopy



3

SECURE

Place the locking collar and
drive in the four screws

Visit LSIcorp.com/rcs for more information

